

HIDDEN RIVER MANUFACTURING KIT PRICE SHEET 1

Models in HO scale - Pre-built models 2.5x Kit price

HRMLaserModels@GMail.com

I model kits from Wisconsin and mostly the North Central region where I live. If you are looking for a particular model and have plans, photos, dimensions, a sketch, a vision; e-mail me and we can discuss. If it would make a good kit, the price will be less than a one-of-a-kind model.

Thanks for checking out my site. Always a work in progress.

New as of: March 2, 2021

HRM-01

WAUSAU HANDCAR SHED – MILWAUKEE ROAD \$21.99

HO scale FOOTPRINT: 1-5/8" X 3-5/16"

(My very first kit. I made it for a class I taught and then started my business.)



HRM-02

WAUSAU CAR REPAIR SHED – MILWAUKEE ROAD - \$22.99

HO scale FOOTPRINT: 2-1/2" X 3-3/4". (Valley Line Structure)



HRM-03

KNOWLTON DEPOT \$27.49
FOOTPRINT: 3" X 3-1/2" HO scale
(Valley Line Depot)



HRM-04

NP SECTION HOUSE \$38.49
HO scale FOOTPRINT: 3-3/4" X 4-1/2"



HRM-05

HAZELHURST DEPOT– MILW Road **\$34.99**

HO scale FOOTPRINT: 3" X 6-1/4"

(Valley Line Depot)



HRM-06

MORRISONVILLE DEPOT – MILW Road **\$34.99**

HO scale FOOTPRINT: 3-1/4" X 6-3/4"



HRM-07

BROKAW DEPOT – MILW Road \$45.99

HO scale FOOTPRINT: 4" X 8-1/2"

(Valley Line Depot)



HRM-08

HEAFFORD JUNCTION DEPOT MILW/SOO \$90.99

HO scale FOOTPRINT: 6" X 11"

(Valley Line Depot)



HRM-09

PRENTICE DEPOT – Wisconsin Central **\$102.99**

HO scale FOOTPRINT: 4" X 12"



HRM-10

Ringle Depot – C&NW **\$26.49**

HO scale FOOTPRINT: 2-1/4" X 3-1/2"



HRM-11

Kellys Depot (now Weston) -C&NW **\$34.99**

HO scale FOOTPRINT: 3-1/2" X 6"



HRM-12

Gleason Depot - MILW Road **\$34.99**

HO scale FOOTPRINT: 2" X 3-1/2"



HRM-13

Schofield Depot - MILW Road **\$31.49**

HO scale Footprint: 3" x 5-3/4"

(Valley Line Depot)



HRM-14

25 ton Coal Tower – MILW Road – **\$41.99**

HO scale Footprint: 1-3/4" x 4"



HRM-15

Loyal Depot – Wisconsin Central – **\$34.99**

HO scale Footprint: 2-3/4" x 6-1/2"



HRM-16

Rib Lake – Wisconsin Central – **\$34.99**

HO scale Footprint: 2-3/4" x 6-1/2"



HRM-17

Greenwood WI – Wisconsin Central – **\$40.49**

HO scale Footprint: 3" x 9" w/loading dock



HRM-18

Mosinee WI – MILW Road – **\$54.99**

HO scale Footprint: 4" x 11-1/2"

(Valley Line Depot)



HRM-19

Wausau Junction WI – C&NW – **\$21.99**

HO scale Footprint: 2" x 2-1/4"

(Valley Line depot. Referred to by locals as the outhouse with a bay)



HRM-20

Star Lake WI w/Shelter – MILW Road – \$29.49

HO scale Footprint: 3" x 3-1/2" Shelter : 2" x 3-1/2"
(Valley Line Depot. This depot was later moved to Tunnel City)



HRM-21

Freight House (medium) – MILW Road – \$40.49

HO scale Footprint: 4" x 8"



HRM-22

Webster Iowa Depot – MILW Road – \$50.49

HO scale Footprint: 3-1/4" x 6-3/4"



HRM-23

Minocqua WI Depot - MILW Road - **\$228.99**

HO scale Footprint: 5-1/2" x 21-1/2"

(Valley Line Depot)



HRM-24

Freight House (small) – MILW Road – \$34.99
HO scale Footprint: 3-1/2" x 6"



HRM-25

Section House – DSS&A – \$34.99
HO scale Footprint: 3-1/2" x 4"



HRM-26

Wausau WI Railway Express Depot – MILW RD – \$46.99

HO scale Footprint: 5-1/4" x 9-1/2"

(Valley Line Structure)



HRM-27

Soo Line 4 Small Buildings - \$20.99

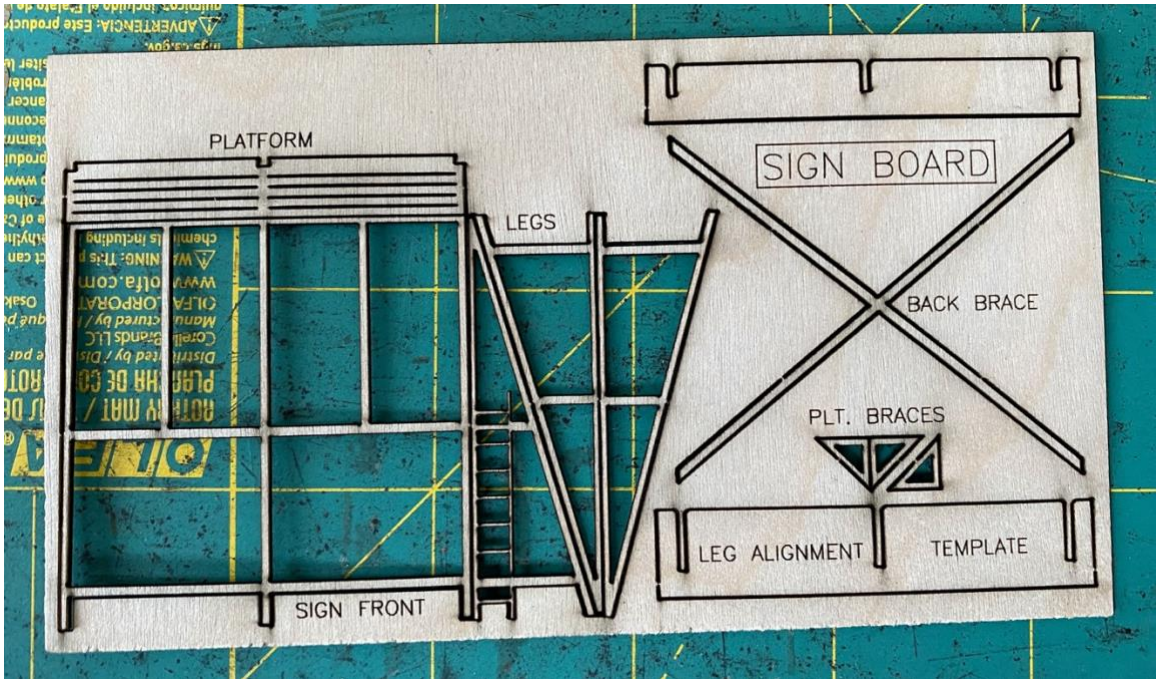
HO scale Gate house, Oil & Coal shed, Outhouse, Tool & Car Shed



HRM-28

Roadside Billboard (2 per kit) – \$7.99

You provide the sign (internet) 1"x2"
HO scale Footprint: 2"x 2"x5/8" wide



HRM-29

Lac Du Flambeau WI Depot - C&NW - \$40.99

HO scale Footprint: 2-1/2" x 10"



HRM-30

Shawano WI Depot – W&N (Soo Line) - \$57.99

HO scale Footprint: 3-1/4" x 12-1/2"



HRM-31

Stiles Junction WI - MILW/C&NW - \$40.49

HO scale Footprint: 6" x 6"



HRM-32

New Lisbon WI - MILW - \$228.99

HO scale Footprint: 5" x 26"




HRM-33

Gratiot WI & Wisconsin Rapids WI 50-ton coaling tower – MILW RD

\$170.99

HO scale Footprint: 4-1/2" x 5" (Valley Line Structure)



HRM-34

Crossing guard house – CNW - \$17.49

HO scale Footprint: 1-1/2" x 1-3/4"



HRM-35

Tomahawk WI depot – MILW - \$199.99

H0 scale Footprint: 4-1/4" x 23-1/2" (Valley Line Depot)



HRM-36

Milan WI depot – A&NE / SOO - \$42.99

HO scale Footprint: 4" x 6-1/4"

(The old superintendent's office in Abbotsford WI)



HRM-37

Crivitz WI depot – MILW / E&LS - \$42.99

HO scale Footprint: 6" x 6-1/4"



HRM-38

Coal Facility – CNW siding - \$19.99

HO scale Footprint: 3" x 7-1/2"



HRM-39

Wausau Depot – CNW – contact me for price

HO scale Footprint: 6" x 31"

(Valley Line Depot)

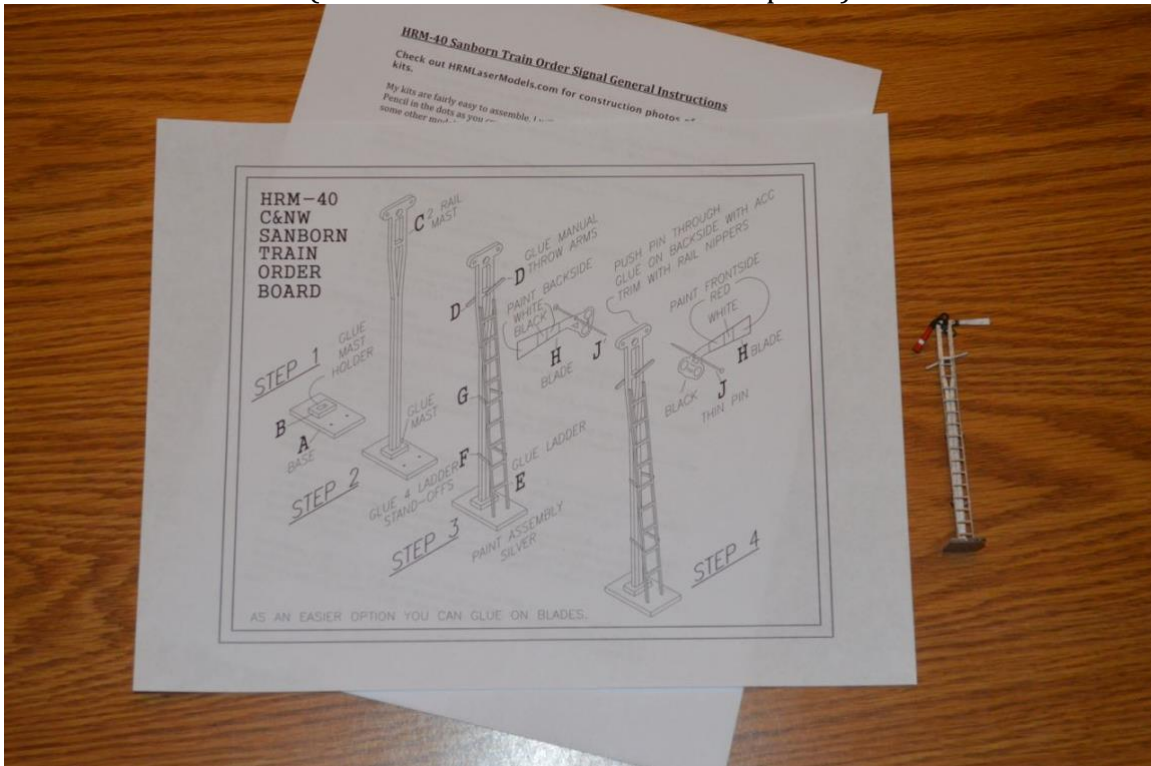


HRM-40

Sanborn Order Board – (2 in kit) CNW \$11.99

HO scale Footprint: 1/2" x 3/4"

(Wooden model made from CNW plans)



HRM-41

Irma WI depot – MILW \$42.99

HO scale Footprint: 4" x 6-1/2"

(Valley Line Depot)



HRM-42

Dancy WI depot - MILW \$34.99

HO scale Footprint: 4" x 5-3/4"

(Valley Line Depot)



HRM-43

Merrill WI 2 stall Engine House – MILW - \$67.95

HO scale Footprint: 5" x 11" - Build as a one stall or a two stall.

(This is a smaller structure designed for a small switch engine not road engines.)

(Valley Line Structure)



HRM-44

(Granite) Heights WI depot – MILW - \$ 42.99

HO scale Footprint: 4" x 7-1/2"

(Valley Line Depot – This style depot was also used in Merrill WI before the Brick depot was built.)



HRM-45

Hudson WI Depot – CMO **\$159.99**

HO scale Footprint: 5" x 18"



HRM-48

Standard #1 Depot – CNW \$41.99

HO scale Footprint: 4" x 13-1/2"



HRM-49

Hiawatha Lounge – behind the Wausau depot 1950's remodel – MILW - \$72.99

HO scale Footprint: 5" x 8"

(reported to be a red light hotel back in the early days.)

